



SOUTH CAROLINA PORTS

MAY 2024



ECONOMIC IMPACT

PROPELLING OUR STATE'S ECONOMY



IMPACT BY REGION

Upstate	\$44.0B	↗ 34%
Midlands	\$22.3B	↗ 43%
Lowcountry	\$10.7B	↗ 37%
Pee Dee	\$9.7B	↗ 36%

\$17.6B ↗ 38%
LABOR INCOME

Upstate	\$9.0B
Midlands	\$4.5B
Lowcountry	\$2.2B
Pee Dee	\$2.0B

\$1.5B ↗ 36%
SC TAX REVENUE

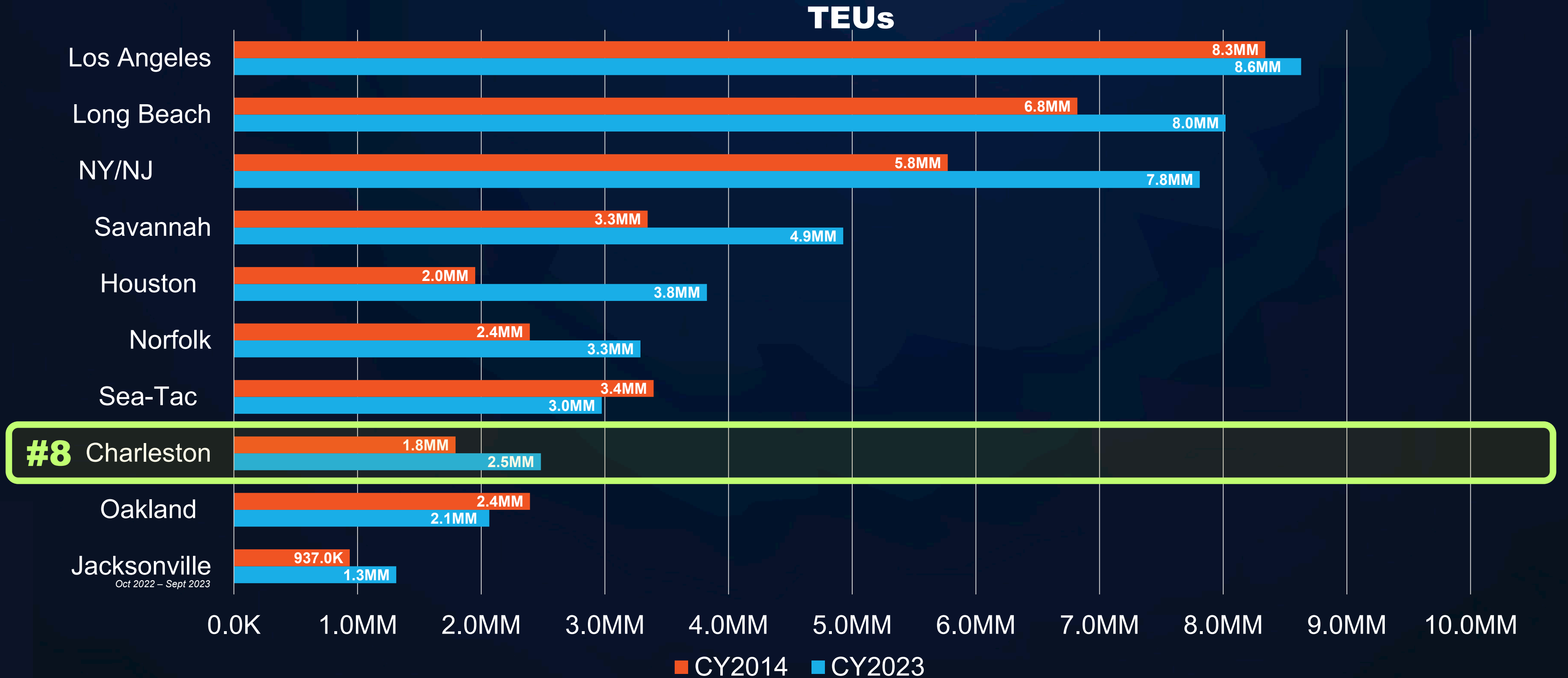
\$67.8K ↗ 19%
AVERAGE INCOME

1 in 9 ↗ 23%
JOBS SUPPORTED

Upstate	132,082
Midlands	66,785
Lowcountry	32,214
Pee Dee	28,939

2023 TOP 10 US CONTAINER PORTS

TEU 10-YEAR PERIOD COMPARISON / CY2014 – CY2023



Source: AAPA & individual port websites
 2023 Jacksonville reports on FY starting Oct 1

2023 TOP 10 US CONTAINER PORTS

CAGR BY REGION / CY2014 – CY2023

WEST COAST
0%

*Continued shift of volumes
from US West Coast to US East Coast*

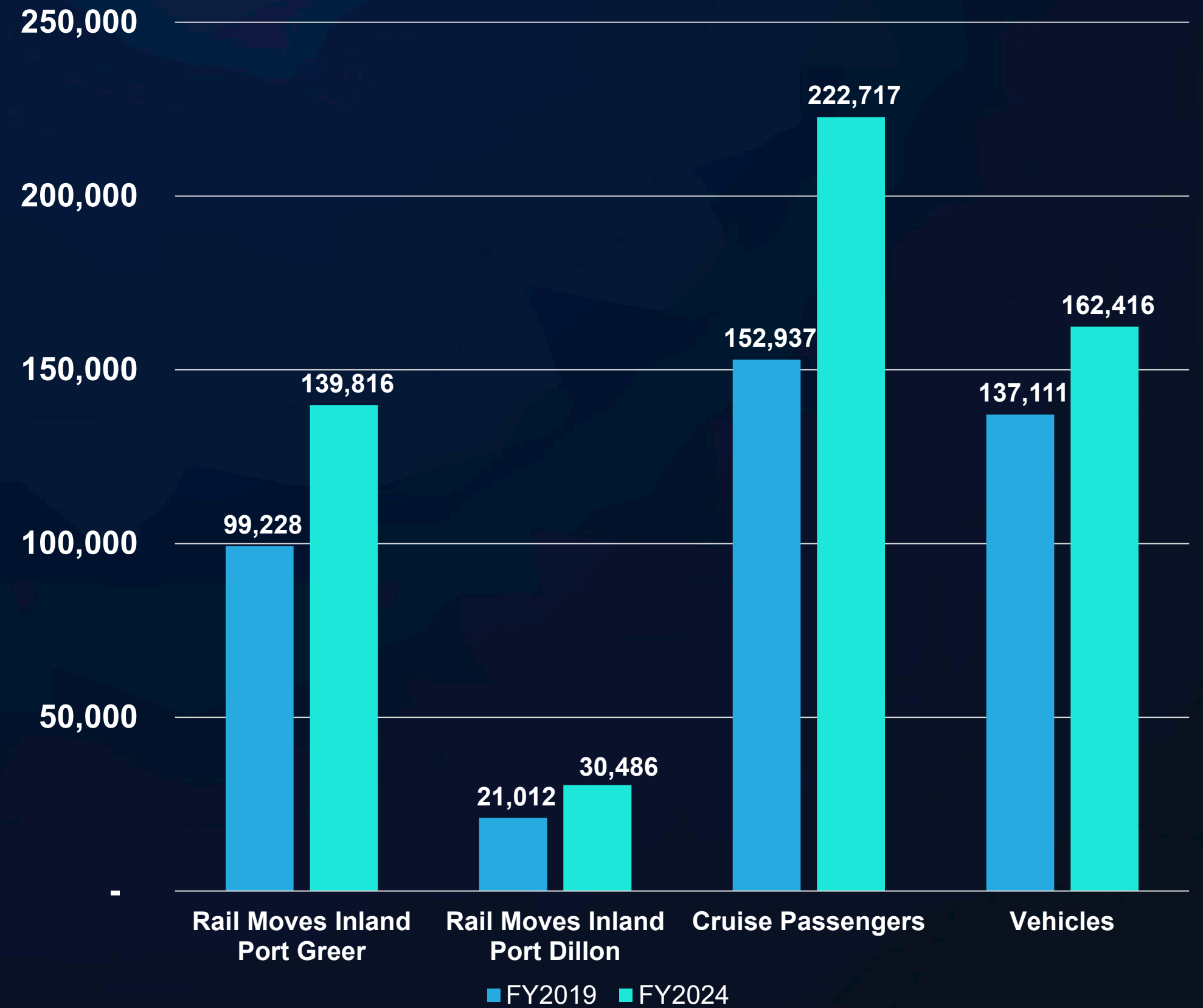
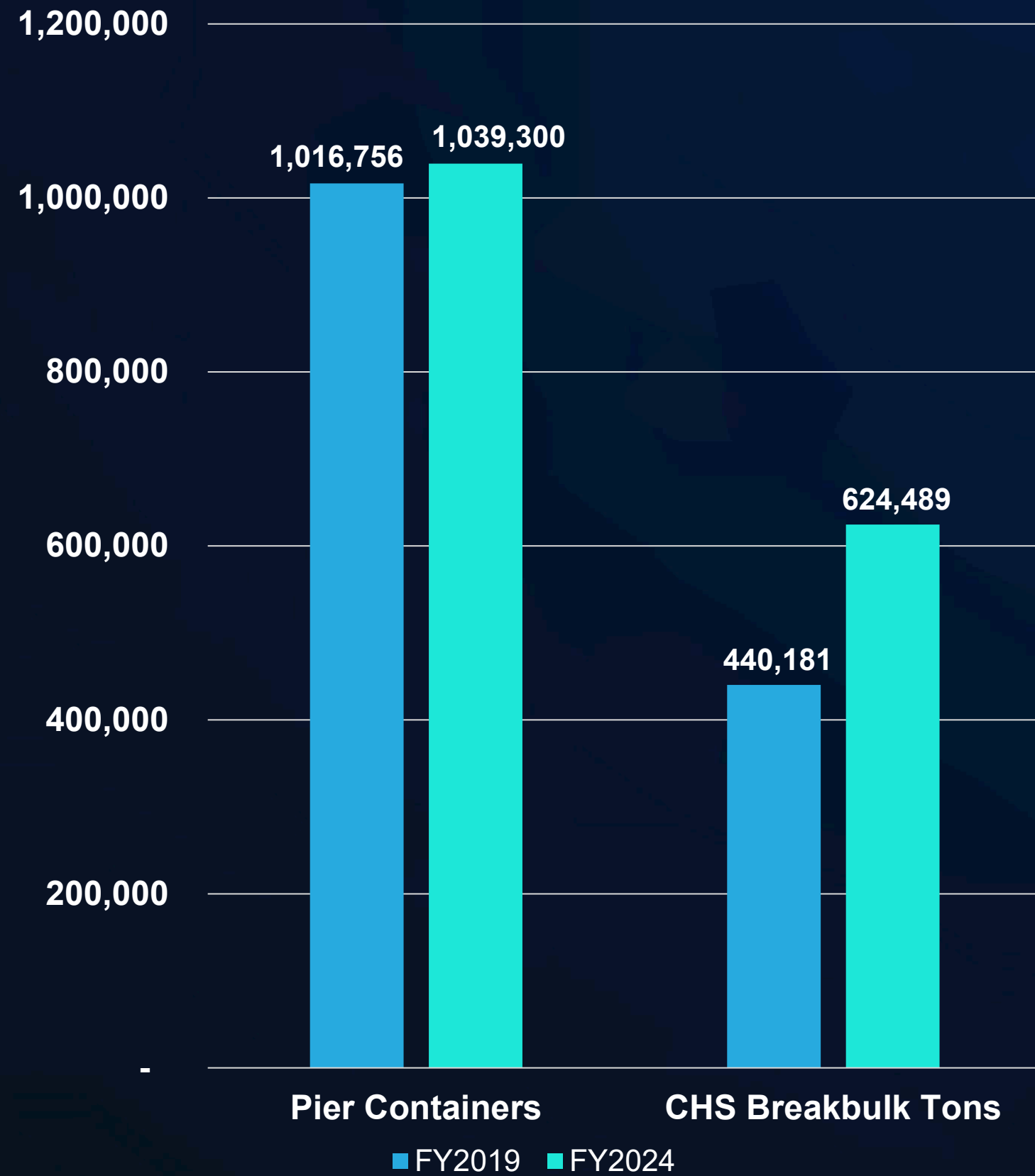
EAST COAST
↑4%

GULF COAST
↑8%



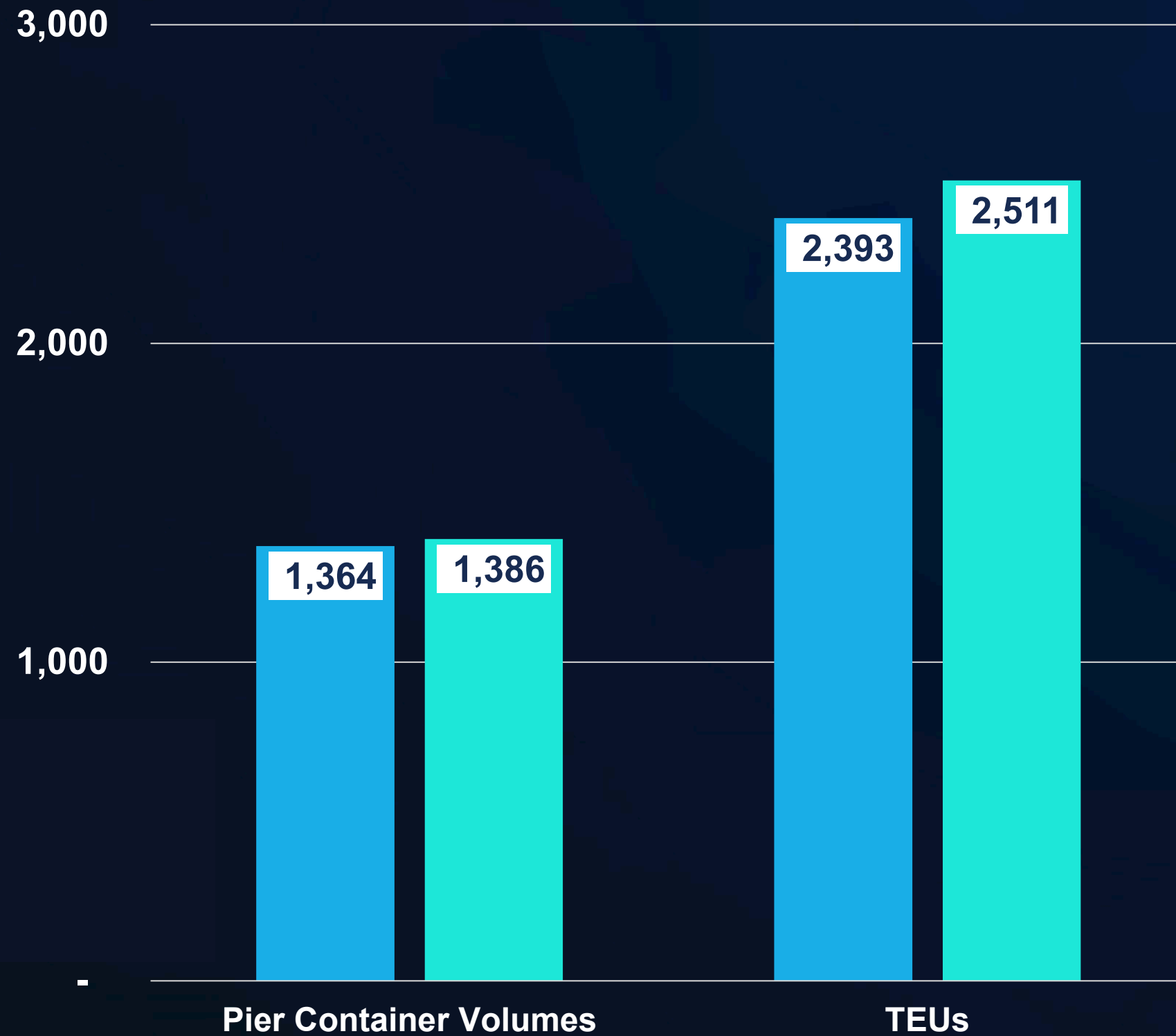
SC PORTS FYTD 2024 VOLUME RESULTS

FY2019 / FY2024 JULY - MARCH



KEY INDICATORS BY FISCAL YEAR

VOLUME – PIER CONTAINERS AND TEUS
IN THOUSANDS



■ FY2019* ■ FY2024 (Projected)

OPERATING REVENUES / OPERATING CASH FLOW / DEBT SERVICE COVERAGE
IN MILLIONS



— Operating Revenues — Operating Cash Flow
— Debt Service Coverage – Senior — Debt Service Coverage – All

*Excludes \$6MM Gain on Insurance Proceeds.

GREER IS A PROVEN MODEL

1.2 MILLION RAIL LIFTS IN 10 YEARS



Record rail lifts in CY2023 totaling 175,873
26% increase from previous year

Powerful alternative to ATL & CLT

Diversified the cargo base in Greer

BMW now only 17% of imports, 28% total

Attracted new import DCs, leading brands

Growing exports with major shippers

More coming, spec space in the pipeline

Expansion to be complete in Q4 2024




INLAND PORT DILLON


RECORD CY2023

43,266 RAIL LIFTS

**55% INCREASE
FROM CY2022**



**DEDICATED
OVERNIGHT RAIL
DILLON → CHARLESTON**



TOP CUSTOMERS



TOP COMMODITIES

Consumer Goods

Soybeans

Paper / Pulp

Logs / Lumber

Cotton Seed

Ag Products

SOUTH CAROLINA'S CY2023 EXPORT SALES TOP \$37 BILLION

Despite a 2% decrease in total US exports in 2023,

SOUTH CAROLINA'S EXPORT SALES INCREASED BY 18% FROM 2022.

South Carolina exports have grown at an average yearly rate of 4.4% since 2013. During this same period, the US grew at a 3% rate. The state remains the nation's top exporter of tires and completed passenger vehicles.

CY2023 TOP 3 CONTAINER EXPORT COMMODITIES

1 CHEMICALS



A proven route with 21% growth over CY2022. Solid relationships with key shippers. Fast becoming US East Coast resin pivot point.

163,381 TEUs in CY2023.

2 FOREST PRODUCTS



A major regional industry. Variety of products including pulp, paper, logs and lumber. Consistent TEU numbers compared to CY2022.

136,606 TEUs in CY2023.

3 FOODSTUFF & AG



A diversified sector including DDGs, grains, soybeans, poultry, etc. Solid relationships with key shippers. This business had 15% growth over CY2022.

97,541 TEUs in CY2023.

MAJOR CAPITAL INITIATIVES

& EYE TO THE FUTURE



TERMINAL CAPACITY

Inland Port Greer Open
November 2013

Inland Port Dillon Open
April 2018

Hugh K. Leatherman Terminal
Phase 1, 2021

Greer Expansion Completion
December 2024

Wando Terminal Refurbishment
February 2025

NAVIS Terminal Operating System
2026

Hugh K. Leatherman Terminal
Phases 2 & 3, 2028, 2030+

North Charleston Modernization / WestRock
2030+

Jasper Ocean Terminal
2030+



TRANSPORTATION IMPROVEMENTS

Harbor Deepening Completion
December 2022

Official SMART POOL™ Chassis Program
March 2023

Charleston Upper Harbor Deepening / Equalization
Requested Study Initiation January 2024

Navy Base Intermodal Facility
July 2025

Barge Operation
2025

526 / Long Point Road Interchange
2027

Construct Higher & Wider Don Holt Bridge
2030s



IMPORT / EXPORT INFRASTRUCTURE

Walmart 8980
April 2022

Target – Yusen Logistics
August 2022

Performance Team – Maersk Cold Storage
November 2023

Ridgeville Industrial Campus
2025

EXPANDING PORT CAPACITY

BIG SHIP CAPABILITIES AT THE PORT OF CHARLESTON

We are investing in port infrastructure today to ensure we continue to provide **excellent port service to our industry partners.**



SC Ports is excited to share that we are moving forward with the purchase of a 280-acre industrial waterfront property that sits adjacent to the North Charleston Terminal.

+ 280 ACRES
OF INCREASED FOOTPRINT

+ 5,000 FEET
OF LINEAR BERTH SPACE FOR VESSELS

5 MILLION TEUs
AT NORTH CHARLESTON TERMINAL

OPTIMIZE MODERNIZATION
AT NORTH CHARLESTON TERMINAL

RAISE DON HOLT BRIDGE
TO REMOVE HEIGHT RESTRICTIONS FOR VESSELS

EQUALIZE HARBOR DEPTH
TO MATCH 52 FEET



NAVY BASE INTERMODAL FACILITY PROJECT TIMELINE

2008

Work Initiated by Palmetto Railways

2015

Rail Mounted Crane Manufacturer Selected

2016

Q3, Sterrett Hall Demolition

2018

Work on Northern Lead Began, completed 2020

2020

Negotiations began to transfer the project and procure State Funding

2021

State commits to funding \$550 million for the projects, and authorizes the first \$200 million

2022

State authorizes the remaining \$350 million, Groundbreaking held October 2022

2023


NBIF Construction Begins

2025

Q1, Community Center Opening

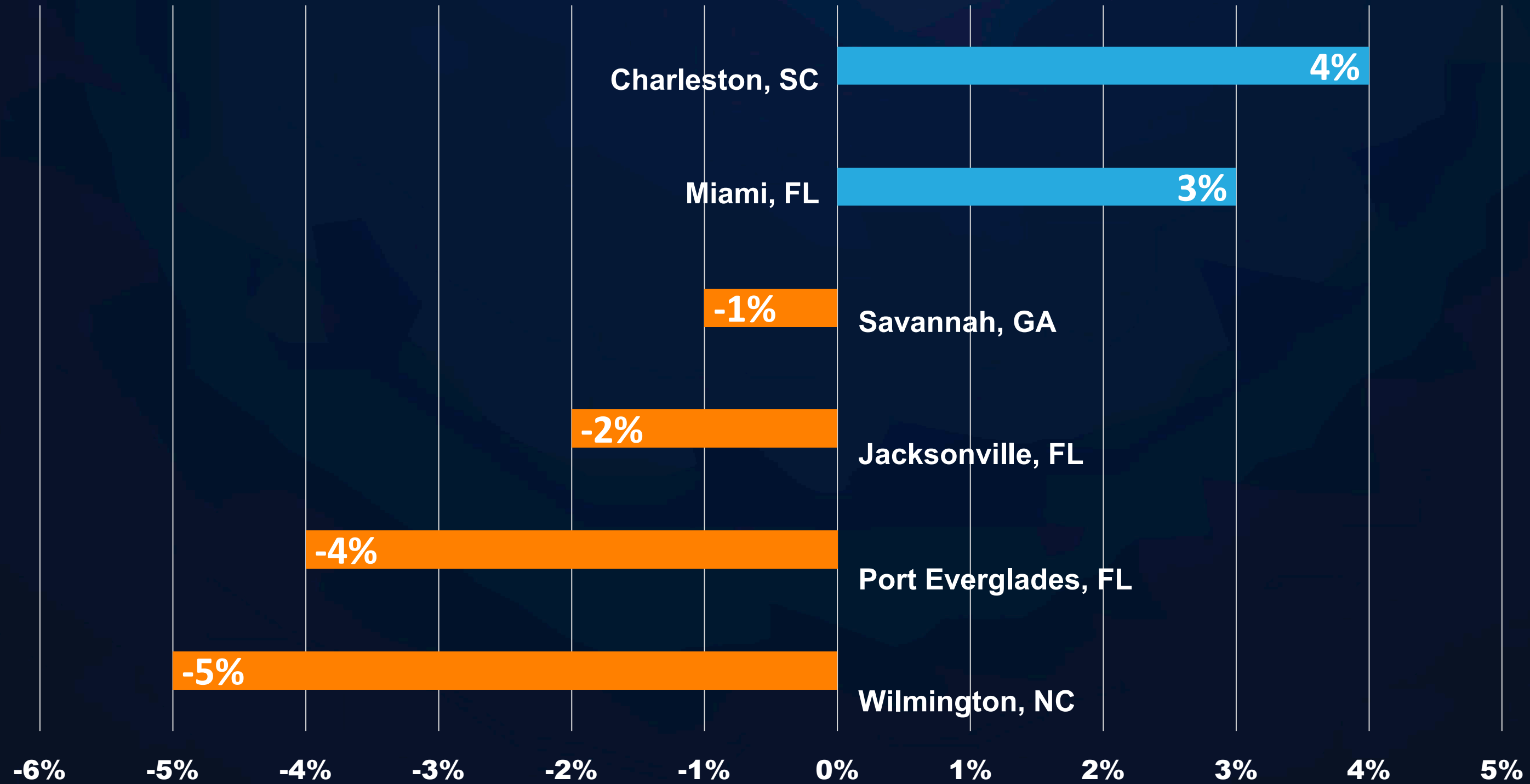
2025

NBIF Opens



SOUTHEAST COMPARISON

LOADED TEU GROWTH SINCE 2020



**CHARLESTON OUTPERFORMED
OTHER SOUTHEAST PORTS IN LOADED TEU GROWTH SINCE 2020.**



**SOUTH
CAROLINA
PORTS**

THANK YOU